

Drinking Water Testing Results

Green & Lafayette Counties (August/September 2006)

Towns: Adams & York (Green County), Argyle & Elk Grove (Lafayette County)

61 Water Samples

28 (46%) Years Since Last Water Test/Unknown

Number of Tests	Percentage of Total*	Result
28	(46%)	Positive for Bacteria <i>See Map 1 below (page 2).</i>
13	(21%)	Nitrates 10 ppm or greater. <i>See Map 2 below (page 3).</i>
2	(6%)	Iron 0.3 mg/l or greater.
1	(3%)	Zinc 5 mg/l or greater.
0	(0%)	Triazine 3.0 ug/l or greater. <i>See Map 3 below (page 4).</i>
2	(5%)	Copper 1.3 mg/l or greater.
3	(8%)	Lead 0.015 mg/l or greater.
0	(0%)	Arsenic 0.05 mg/l or greater.

**Percentages are out of the number of samples tested for that item, not necessarily out of the total number of samples.*

Argyle Township

Lafayette County

York and Adams Townships

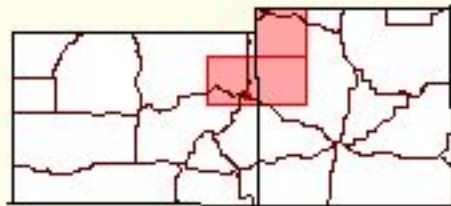
Green County

August 2006

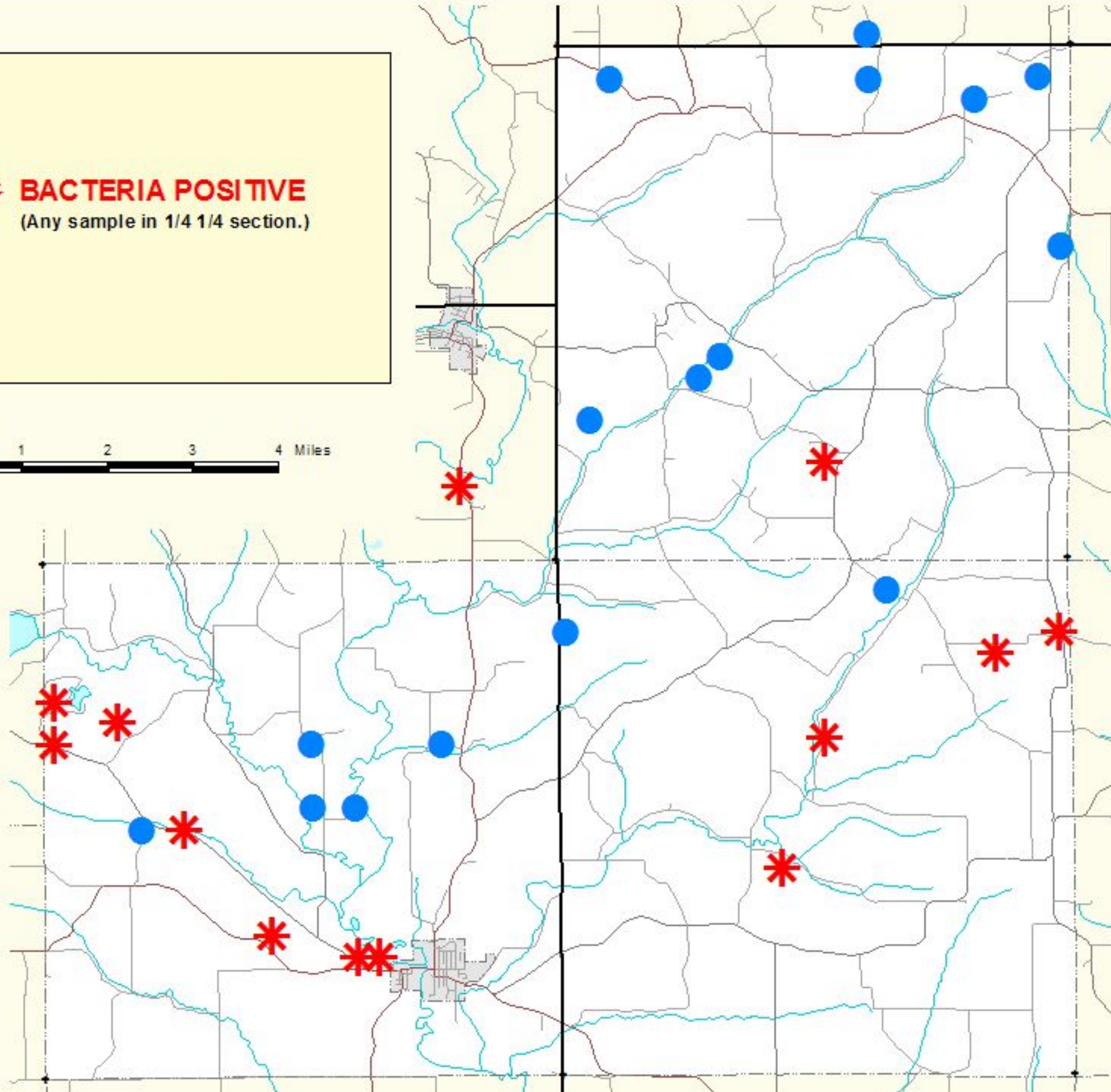
*** BACTERIA POSITIVE**
(Any sample in 1/4 1/4 section.)



0 1 2 3 4 Miles



Groundwater Center
Center for
Watershed Science
and Education



Argyle Township

Lafayette County

York and Adams Townships

Green County

August 2006

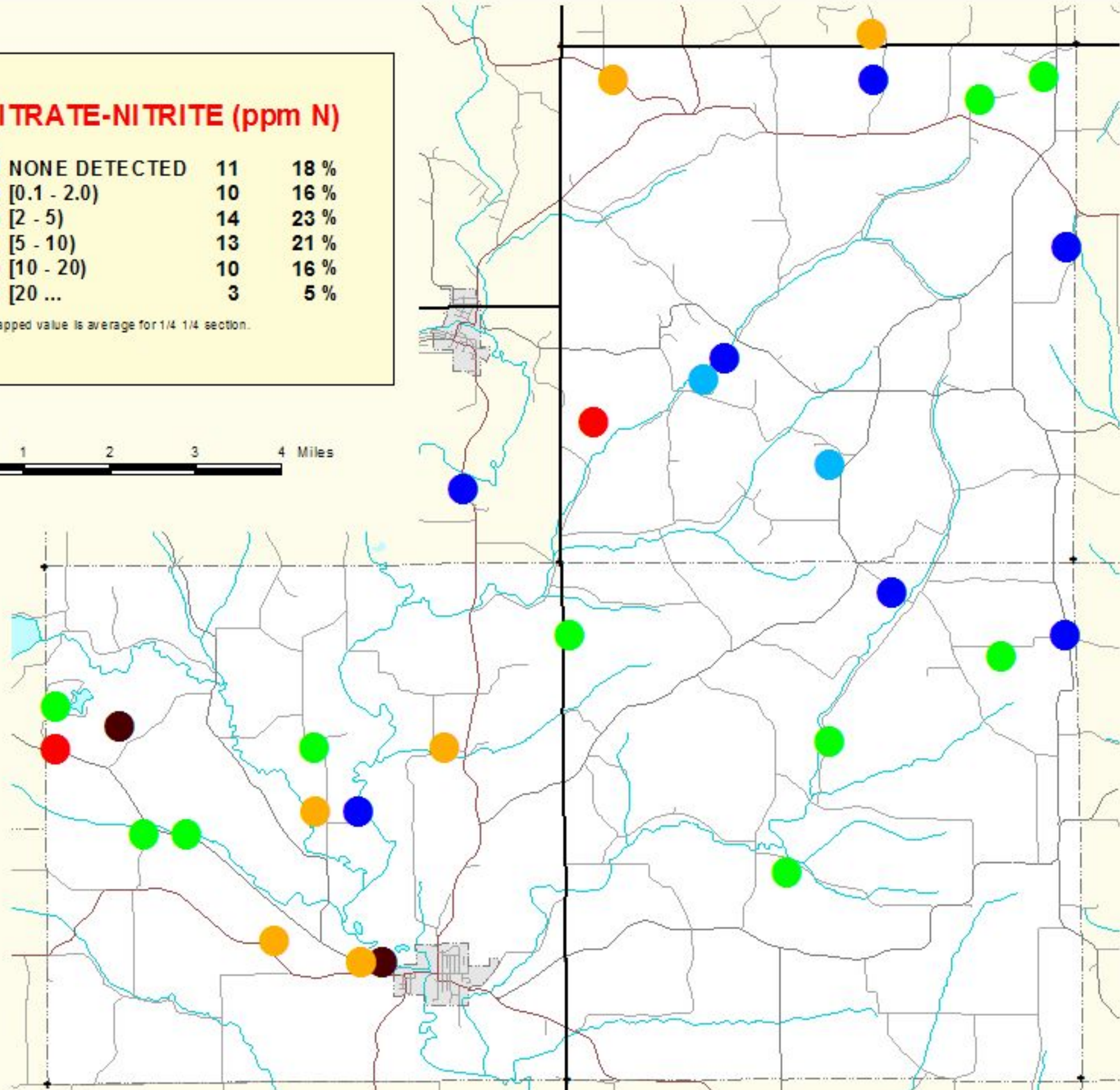
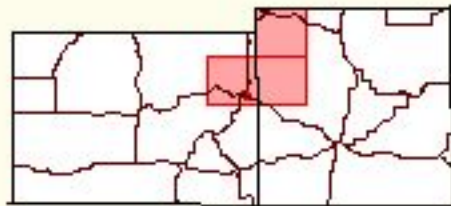
NITRATE-NITRITE (ppm N)

● NONE DETECTED	11	18 %
● [0.1 - 2.0)	10	16 %
● [2 - 5)	14	23 %
● [5 - 10)	13	21 %
● [10 - 20)	10	16 %
● [20 ...	3	5 %

Mapped value is average for 1/4 1/4 section.



0 1 2 3 4 Miles



Argyle Township

Lafayette County

York and Adams Townships

Green County

August 2006

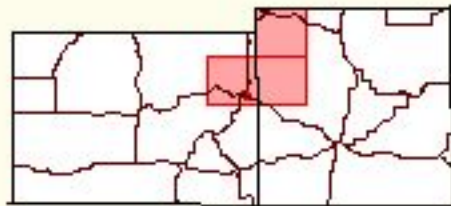
Triazine (ug/l)

● NONE DETECTED	18	46 %
● [0.1 - 0.3)	16	41 %
● [0.3 - 1.0)	5	13 %
● [1.0 - 3.0)	0	0 %
● [3.0 ...	0	0 %

Mapped value is maximum for 1/4 1/4 section.



0 1 2 3 4 Miles



Groundwater Center
Center for
Watershed Science
and Education

